



Channel letter lighting systems


Visibly Better

Tetra[®] LED Tape Gen 2

GE current
a Daintree company

Labor Saving LED Solution

Tetra® LED Tape installs easily and quickly, slashing labor costs.. Designed for applications as shallow as 1 inch, it includes a self-adhesive backing—which eliminates screw attachments, can be cut every two inches, and is available with electrical connectors that make assembly a snap. For applications requiring more light, Tetra® Tape is also offered in HO. Roll out the savings with our innovative solution.




Quick and Easy

- Quick and simple installation using clamp-on connectors
- Easy mounting with self-adhesive backing: no screws required
- Can be cut every 2 inches at marked points
- Electrical connectors means no soldering required
- Applications: shallow channel letter, backlit halo letter, routed acrylic block letter
- 3-year warranty
- IP66 with an enclosure
- 12VDC
- Available in regular and high output (white only)

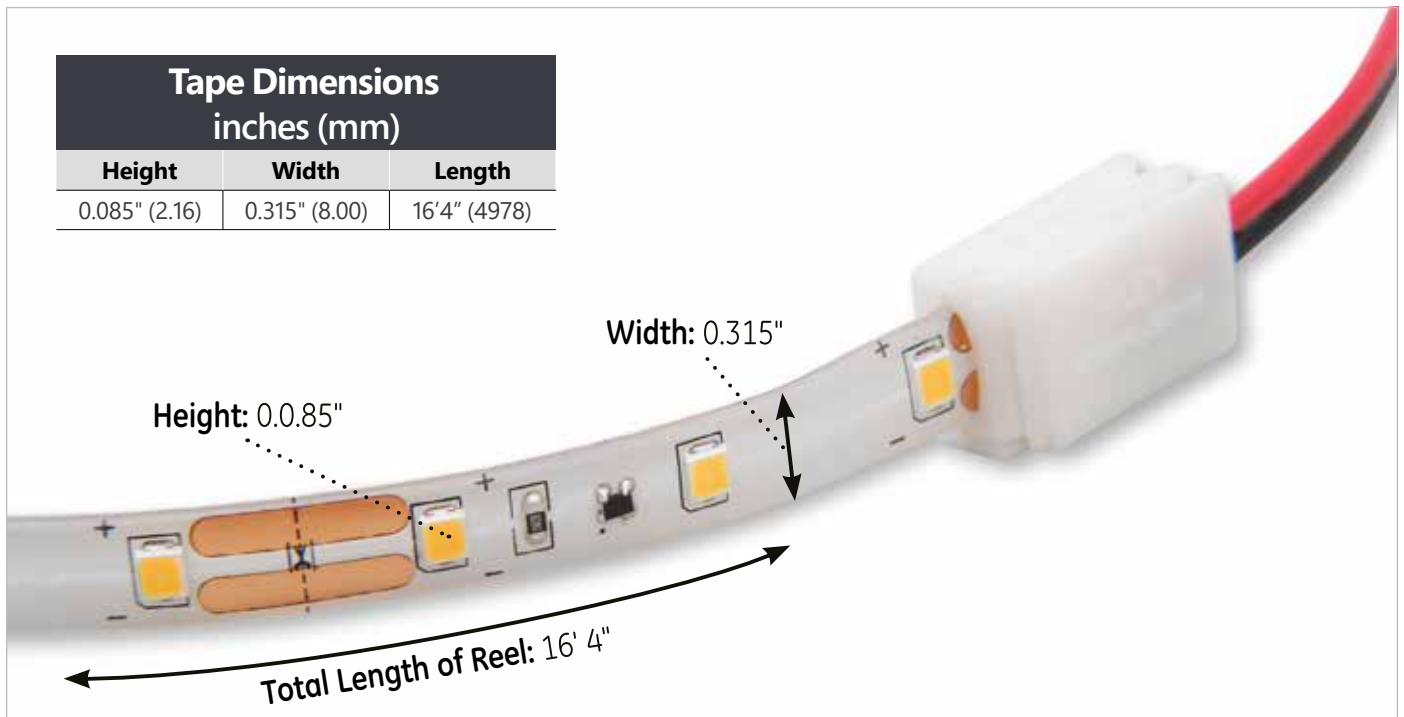


Total Reliability

To ensure every Tetra® Tape installation will operate brilliantly for years, we perform the most extensive, stringent testing in the industry. We test the LED, water and dust ingress protection, sub-system and complete system at our in-house and independent laboratories around the world. Validation of our designs, components, products and processes include high temperature, high humidity and accelerated life testing.



Tape Dimensions inches (mm)		
Height	Width	Length
0.085" (2.16)	0.315" (8.00)	16'4" (4978)



Components

SKU	Model	LED Color	Wavelength/CCT	Lumens/ft (Typical)	Energy Consumption (Watts per foot)	Power Supply Loading (Length/60W)
93110239	GETP35-2	Warm White	3500K	146	1.37	32.8 ft/10 m
93110240	GETP40-2	Warm White	4000K	146	1.37	32.8 ft/10 m
93110241	GETP50-2	Warm White	5000K	147	1.37	32.8 ft/10 m
93110242	GETP60-2	White	6000K	146	1.37	32.8 ft/10 m
93110243	GETPRD-2	Red	625nm	38	1.08	39 ft/12 m
93110244	GETPGL-2	Green	527nm	70	0.75	49 ft/15 m
93110245	GETPBL-2	Blue	460nm	21	1.37	32.8 ft/10 m
93109875	GETPH35-2	Warm White	3500K	327	3.22	13 ft/4 m
93110236	GETPH40-2	Warm White	4000K	327	3.22	13 ft/4 m
93110237	GETPH50-2	Warm White	5000K	329	3.22	13 ft/4 m
93110238	GETPH60-2	White	6000K	327	3.22	13 ft/4 m

Technical Specifications

Dimmable	Yes (with dimmable power supply)				
Rolls per Box	5				
Cutting Resolution	Can be cut every 2 inches at marked points				
Power Supply	GEPS12-25U-NA Input: 108-305 VAC; Output: 12VDC GEPS12-60U-NA Input: 108-305 VAC; Output: 12VDC GEPS12D-60U Input: 90-305 VAC; output 12VDC GEPS12-60U-GL Input: 108-305 VAC output: 12VDC GEPS12-180U-NA Input: 108-305 VAC; Output: 12VDC				
Maximum Supply Wire Limits		18 AWG/0.82 mm² Supply Wire	16 AWG/1.31 mm² Supply Wire	14 AWG/2.08 mm² Supply Wire	12 AWG/3.31 mm² Supply Wire
	25W Power Supply	120 ft./36.6 m	-	-	-
	60W Power Supply	20 ft./6.1 m	25 ft./7.6 m	35 ft./10.6 m	40 ft./12.1 m
	180W Power Supply	20 ft./6.1 m	25 ft./7.6 m	35 ft./10.6 m	40 ft./12.1 m
Operating Environment	-40 °C to +60 °C (-40 °F to +140 °F)				
Reel Dimensions (H x W x L)	.085" x .315" x 16' 4" (2.16 x 8.00 x 4978 mm)				
Warranty	Limited system warranty of up to three (3) years				
System Certifications	UL Recognized #E219167, UL Classified #E229508, CE, Class III, RoHS • IP66 rated with separate enclosure for dry, damp locations.				

Accessories

SKU	Description	Long Description	Package Description
93026288	GETPLCN54-1	Lead Connector	10/bag
93026289	GETPJC54-1	Jumper Connector	10/bag
GETMEC1		18 AWG Wire End Caps (0.82 mm ²)	100/bag
9409		18 AWG Supply Wire (0.82 mm ²)	500 ft (152.40 m)/spool
191600041		22-14 AWG Twist-on Wire Connector (0.33-2.08 mm ²)	500/bag
192160004		18-14 AWG In-line Splice Connector (0.82-2.08 mm ²)	500/bag